

© by ISKO PALERMO - Junio 2023

TILE BOOK. 23

Palermo
PORCELAIN CERAMIC

آدرس: خیابان بنی هاشم، پلاک ۳۰۵

شماره تماس: ۰۲۱۲۲۵۳۷۷۳۳ - ۰۲۱۲۵۲۵۳۶۱

📍 09126101500

🌐 khaneceramic.com

📷 [khaneceramic](https://www.instagram.com/khaneceramic)

Palermo
PORCELAIN CERAMIC

**TILE
BOOK. 23**

Palermo
PORCELAIN CERAMIC



INDEX

COMPANY

- 4-7 WHO WE ARE
- 20 IMPROVED SIZES FOR WALL AND FLOOR.
- 20 EXCLUSIVE SURFACES
- 21 BASIC TERMINOLOGY
- 22-23 APPLICATIONS

PRODUCT FINDER

- 8 PALERMO COLLECTIONS
- 9 ALPHABETICAL INDEX
- 10-13 INDEX BY SIZE & SURFACES
- 14-15 INDEX BY COLOR
- 16 LOOK INDEX

COLLECTIONS

- 22-179 TILE BOOK. 23
- 180-184 TECHNICAL INFO.

THIS IS
Palermo
Turnkey Solutions
for **Architecture**

Palermo is an Iranian company created to offer the market, a high quality product with an original design with strong personality .

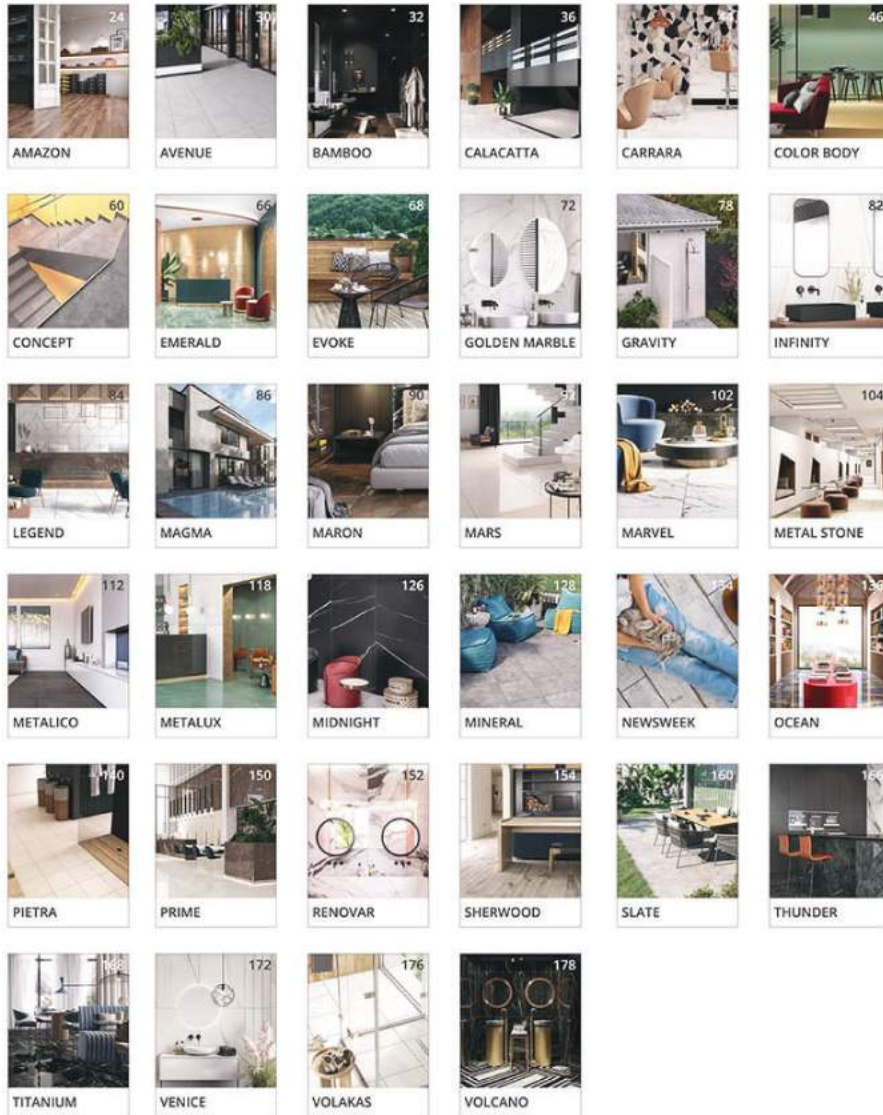
Palermo production philosophy based on this fact that nothing is impossible .Our team consists of a multidisciplinary of Iranian experts that efficiently combines creativity and experience, this is how we get a balance between innovation and quality . so we can serve what the market demands at all time .

Palermo company policy has always used advanced technology that is available in Italy whether in machinery or production . We try to meet all the requests of the various applicants .

Palermo is the first company that produce 150X300cm slabs, We have this honor to say this size is one of its kind in the whole country .



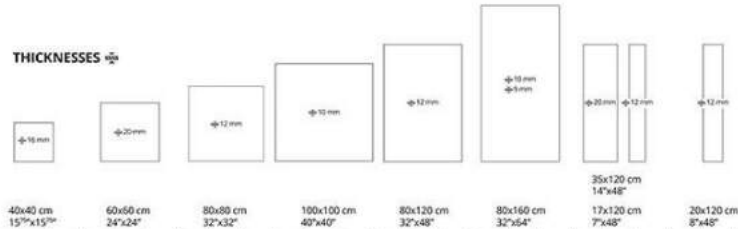


PALERMO[®] COLLECTIONS

ALPHABETICAL INDEX


AMAZON	24-29
AVENUE	30-31
BAMBOO	32-35
CALACATTA	36-43
CARRARA	44-45
COLOR BODY	46-59
CONCEPT	60-65
EMERALD	66-67
EVOKE	68-71
GOLDEN MARBLE	72-77
GRAVITY	78-81
INFINITY	82-83
LEGEND	84-85
MAGMA	86-89
MARON	90-91
MARS	92-101
MARVEL	102-103
METAL STONE	104-111
METALICO	112-117
METALUX	118-125
MIDNIGHT	126-127
MINERAL	128-133
NEWSWEEK	134-135
OCEAN	136-139
PIETRA	140-149
PRIME	150-151
RENOVAR	152-153
SHERWOOD	154-159
SLATE	160-165
THUNDER	166-167
TITANIUM	168-171
VENICE	172-175
VOLAKAS	176-177
VOLCANO	178-179

INDEX BY SIZE & SURFACES



COLLECTIONS	PAGE	40x40 cm 15" x 15"			60x60 cm 24" x 24"			80x80 cm 32" x 32"			100x100 cm 40" x 40"			80x120 cm 32" x 48"			80x160 cm 32" x 64"			17x120 cm 7" x 48"			20x120 cm 8" x 48"		
		POLISHED	MATT	SEMILUX	POLISHED	MATT	SEMILUX	POLISHED	MATT	SEMILUX	POLISHED	MATT	SEMILUX	POLISHED	MATT	SEMILUX	POLISHED	MATT	SEMILUX	POLISHED	MATT	SEMILUX			
MARS LIGHT GRAY	100																								
MARS SILVER	100																								
MARVEL	102																								
METAL STONE ANTHRACITE	110																								
METAL STONE GRAY	108																								
METAL STONE IVORY	106																								
METALICO CORTEN	116																								
METALICO IRON	114																								
METALICO SILVER	114																								
METALUX GRAPHITE	124																								
METALUX MINT	124																								
METALUX SMOKY	124																								
MIDNIGHT	126																								
MINERAL GRAY	130																								
NEWS WEEK	134																								
OCEAN BEIGE	138																								
OCEAN BLUE	136																								
PIETRA ANTHRACITE	142																								
PIETRA GRAY	148																								
PIETRA GOLDEN CREAM	146																								

INDEX BY SIZE & SURFACES



COLLECTIONS	PAGE	40x40 cm 15" x 15"			60x60 cm 24" x 24"			80x80 cm 32" x 32"			100x100 cm 40" x 40"			80x120 cm 32" x 48"			80x160 cm 32" x 64"			17x120 cm 7" x 48"			20x120 cm 8" x 48"		
		POLISHED	MATT	SEMILUX	POLISHED	MATT	SEMILUX	POLISHED	MATT	SEMILUX	POLISHED	MATT	SEMILUX	POLISHED	MATT	SEMILUX	POLISHED	MATT	SEMILUX	POLISHED	MATT	SEMILUX			
PRIME IVORY	150																								
RENOVAR	152																								
SHERWOOD CREAM	158																								
SHERWOOD DARK BEIGE	158																								
SHERWOOD DARK BROWN	158																								
SHERWOOD GRAY	158																								
SHERWOOD LIGHT BROWN	158																								
SLATE ANTHRACITE	164																								
SLATE BONY	00																								
SLATE DOVE	162																								
SLATE DUSK	162																								
SLATE GRAY	164																								
SLATE LIGHT GRAY	164																								
THUNDER	166																								
TITANIUM	168																								
VENICE	174																								
VOLAKAS	176																								
VOLCANO	178																								

INDEX BY COLOR








MARBLE LOOK

WARM COLORS						
	BAMBOO P. 33-35	CALACATTA GOLD P. 42-43	GOLDEN MARBLE P. 76-77	INFINITY P. 82-83	MARON P. 90-91	MIDNIGHT P. 126-127
						
	OCEAN BEIGE P. 138-139	PRIME IVORY P. 150-151	PIETRA GOLDEN CREAM P. 168-169	THUNDER P. 166-167	TITANIUM P. 170-171	VOLCANO P. 178-179
COLD COLORS						
	CALACATTA WHITE P. 40-41	CALACATTA VELVET P. 38-39	CARRARA P. 44-45	EMERALD P. 66-67	LEGEND P. 84-85	MARVEL P. 102-103
						
	OCEAN BLUE P. 136-137	RENOVAR P. 152-153	VENICE P. 174-175	VOLAKAS P. 176-177		














METAL & CONCRETE LOOK

WARM COLORS						
	CONCEPT GRAY P. 48-49	METAL STONE IVORY P. 106-107	METALICO CORTEN P. 116-117	METALUX SMOKY P. 124-125		
COLD COLORS						
	AVENUE P. 30-31	CONCEPT ANTHRACITE P. 64-65	GRAVITY GRAY P. 80-81	METAL STONE ANTHRACITE P. 110-111	METAL STONE GRAY P. 108-109	METALICO BEEK P. 118-119
						
	METALICO SILVER P. 114-115	METALUX GRAPHITE P. 124-125	METALUX MINT P. 124-125			
















COLOR LOOK

WARM COLORS						
	CHESTER P. 50-51	DARK BEIGE P. 58-59	MUSTARD P. 48-49	ORANGE P. 56-57		
COLD COLORS						
	ANTHRACITE P. 58-59	BLUE SKY P. 52-53	GRAY P. 54-55	LIGHT GRAY P. 54-55	PURE BLACK P. 54-55	ROYAL GREEN P. 48-49
						
	WHITE P. 58-59					

STONE LOOK

WARM COLORS						
	MARS BEIGE P. 98-99	MARS CREAM P. 96-97				
COLD COLORS						
	MAGNA DARK GRAY P. 88-89	MAGMA LIGHT GRAY P. 88-89	MARS DARK GRAY P. 100-101	MARS LIGHT GRAY P. 100-101	MARS SILVER P. 100-101	MINERAL P. 130-131
						
	PIETRA ANTHRACITE P. 142-143	PIETRA GRAY P. 148-149	SLATE ANTHRACITE P. 164-165	SLATE DOVE P. 162-163	SLATE DUSK P. 162-163	

WOOD LOOK

WARM COLORS						
	AMAZON ALMOND P. 28-29	AMAZON HAZEL NUT P. 28-29	AMAZON MAPLE P. 28-29	AMAZON WALNUT P. 28-29	EVOKE BRIGHT P. 70-71	EVOKE DARK WALNUT P. 70-71
						
	EVOKE LIGHT WALNUT P. 70-71	EVOKE SPECIAL WALNUT P. 70-71	SHERWOOD DARK BEIGE P. 158-159	SHERWOOD DARK BROWN P. 28-29	SHERWOOD LIGHT BROWN P. 158-159	SHERWOOD CREAM P. 158-159
						
	NEWSWEEK P. 138-139					
COLD COLORS						
	EVOKE DUSK P. 70-71	SHERWOOD GRAY P. 158-159				

LOOK INDEX

MARBLE LOOK

BAMBOO	32-35
CALACATTA	36-43
CARRARA	44-45
EMERALD	66-67
GOLDEN MARBLE	72-77
INFINITY	82-83
LEGEND	84-85
MARON	90-91
MARVEL	102-103
MIDNIGHT	126-127
OCEAN	136-139
PRIME	150-151
RENOVAR	152-153
THUNDER	166-167
TITANIUM	168-171
VENICE	172-175
VOLAKAS	176-177
VOLCANO	178-179

METAL & CONCRETE LOOK

AVENUE	30-31
CONCEPT	60-65
GRAVITY	78-81
METAL STONE	104-111
METALICO	112-117
METALUX	118-125

COLOR LOOK

ANTHRACITE	54
BLUE SKY	52
CHESTER	50
DARK BEIGE	58
GRAY	54
LIGHT GRAY	54
MUSTARD	48
ORANGE	56
PURE BLACK	54
ROYAL GREEN	48
WHITE	52

STONE LOOK

MAGMA	86-89
MARS	92-101
MINERAL	128-133
PIETRA	140-149
SLATE	160-165

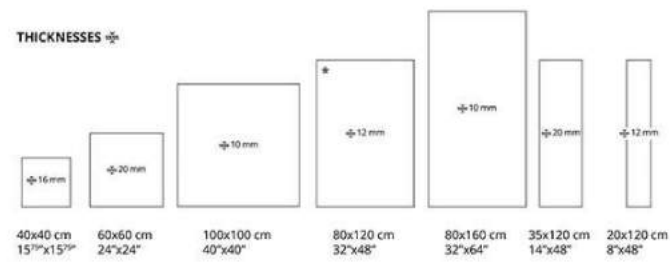
WOOD LOOK

AMAZON	24-29
EVOKE	68-71
NEWSWEEK	134-135
SHERWOOD	154-159



IMPROVED SIZES FOR WALL AND FLOOR.

PAELERMO developed dedicated solutions for architecture and interior design, optimising modularity and surface dimensions. The convenient sizes ideal for wall installation and the large Format porcelain stoneware slabs provide beauty and functionality every day.



7 SIZE / 1 EXCLUSIVE SIZE*

EXCLUSIVE SURFACES.

The depth of ceramic culture is expressed through a range of unique processes, which create natural and silky effects, looks that resemble time-worn stones, and glossy and mirror surfaces; technological evolution is an unstoppable force, defining more and more exclusive products.



01 Design's Name	05 Product Code	09 Ambient
02 Product's Detail	06 Available Sizes	10 Collection Title
03 Design's Texture	07 Ambient's Info	11 Collection Tagline
04 Color	08 Symbols	12 Page Number



08 — The meaning of the symbols and classifications used in this catalogue




APPLICATIONS

-  Residential
-  Garden & pool
-  Hotels
-  Office
-  Restaurant
-  Shops
-  Malls
-  Public spaces
-  Airports
-  Train station

COLLECTIONS

2023

**TILE
BOOK. 23**



AMAZON

MATT SURFACE CODE 1009
200x1200 / 8"x48"

PALERMO CERAMICS | AMAZON COLLECTION
THE BEAUTY OF NATURE



FLOOR 
AMAZON HAZELNUT MATT
CODE 1009
200x1200 / 8"x48"

AMAZON

MATT SURFACE CODE 1007
200x1200 / 8"x48"



ALMOND
CODE 1010

HAZELNUT
CODE 1009

WALNUT
CODE 1008

MAPLE
CODE 1007

21




FLOOR

AMAZON MAPLE MATT
CODE 1007
200x1200 / 8"x48"


AVENUE

RUSTIC SURFACE CODE 2190
400x400 / 15"x15"



AVENUE - PIXEL STRUCTURE

2190



AVENUE

2190

Other sizes of tiles available in the collection:
600x600 (24"x24") | 800x800 (32"x32")

FLOOR

AVENUE RUSTIC MATT
CODE 2190
400x400 / 15"x15"



BAMBOO

POLISHED SURFACE CODE 2400
800x1600 / 32"x64"



Other sizes of tiles available in the collection:
800x1200 (32"x48")

PALERMO CERAMICS | BAMBOO COLLECTION
APPEALING BLACK CHARACTERIZED BY WARM ORANGE AND WHITE
BOLD VEINING



WALL →

BAMBOO POLISHED CODE 2400
800x1600 / 32"x64"

FLOOR ⇐

EVOKE SPECIAL WALNUT
RUSTIC MATT CODE 1019
200x1200 / 8"x48"

BAMBOO

POLISHED SURFACE CODE 2400
800x1600 / 32"x64"

PALERMO CERAMICS | BAMBOO COLLECTION



WALL ▶

BAMBOO POLISHED CODE 2400
800x1600 / 32"x64"

BAMBOO POLISHED MIXED DECOR
800x1600 / 32"x64"

FLOOR ◀

BAMBOO POLISHED CODE 2400
800x1600 / 32"x64"



CALACATTA VELVET

POLISHED SURFACE CODE 5035
800x1600 / 32"x64"

PALERMO CERAMICS | CALACATTA COLLECTION
ELEGANT DRAMA ON PURE SURFACE



16

FLOOR

CALACATTA VELVET POLISHED
CODE 5035 800x1600 / 32"x64"

WALL

PURE BLACK FULL BODY MATT
CODE 2160 800x1200 / 32"x48"

Other sizes of tiles available in the collection:
1200x1200 (48"x48") | 1200x2400 (48"x96") | 1200x2600 (48"x102")
1500x3000 (59"x118")



CALACATTA WHITE

POLISHED SURFACE CODE 2010
800x1200 / 32"x48"

PALERMO CERAMICS | CALACATTA COLLECTION
ELEGANT DRAMA ON PURE SURFACE



7



Other sizes of tiles available in the collection:
1000x1000 (40"x40")

FLOOR

CALACATA WHITE POLISHED CODE 2010
800x1200 / 32"x48"

TABLE TOP

CALACATTA ORO SMOOTH MATT
1500x3000 / 59"x118" CODE 6000-6005

CALACATTA GOLD

POLISHED SURFACE CODE 2050
800x1200 / 32"x48"

PALERMO CERAMICS | CALACATTA COLLECTION
ELEGANT DRAMA ON PURE SURFACE



✂ 5

WALL ▸

CALACATTA GOLD POLISHED CODE 2050
800x1200 / 32"x48"

SHOWER CLADDING ▸

PIETRA GOLDEN CREAM POLISHED
CODE 2315 800x1200 / 32"x48"

FLOOR ▾

PIETRA GRAY MATTE CODE 2305
400x400 / 16"x16"



Other sizes of tiles available in the collection:
1000x1000 (40"x40")



CARRARA

POLISHED SURFACE CODE 5240
800x1600 / 32"x68"



✎ 9

WALL ▶

CARRARA POLISHED CODE 5240
800x1600 / 32"x68"

FLOOR ▾

CARRARA POLISHED CODE 5240
1200x1200 / 48"x48"

COUNTER ▾

CARRARA POLISHED CODE 5240
1200x2400 / 48"x96"



Other sizes of tiles available in the collection:
800x1200 (32"x48") | 1200x1200 (48"x48") | 1200x2400 (48"x96")

PALERMO CERAMICS | CARRARA COLLECTION
SOFTLY VEINED AND CLASSICALLY BEAUTIFUL





COLOR STUDIO

MATT SURFACE
800x1200 / 32"x48"



ROYAL GREEN

2455



MUSTARD

2460

WALL ▸

ROYAL GREEN MATT CODE 2455
800x1200 / 32"x48"

FLOOR ⇐

MUSTARD MATT CODE 2460
800x1200 / 32"x48"


PALERMO CERAMICS | FULL BODY COLLECTION
COLORS ARE THE SMILES OF NATURE.



COLOR STUDIO

MATT SURFACE
800x1200 / 32"x48"

PALERMO CERAMICS | FULL BODY COLLECTION



CHESTER

2450



WALL ▸

CHESTER MATT CODE 2450
800x1200 / 32"x48"

FLOOR ▾

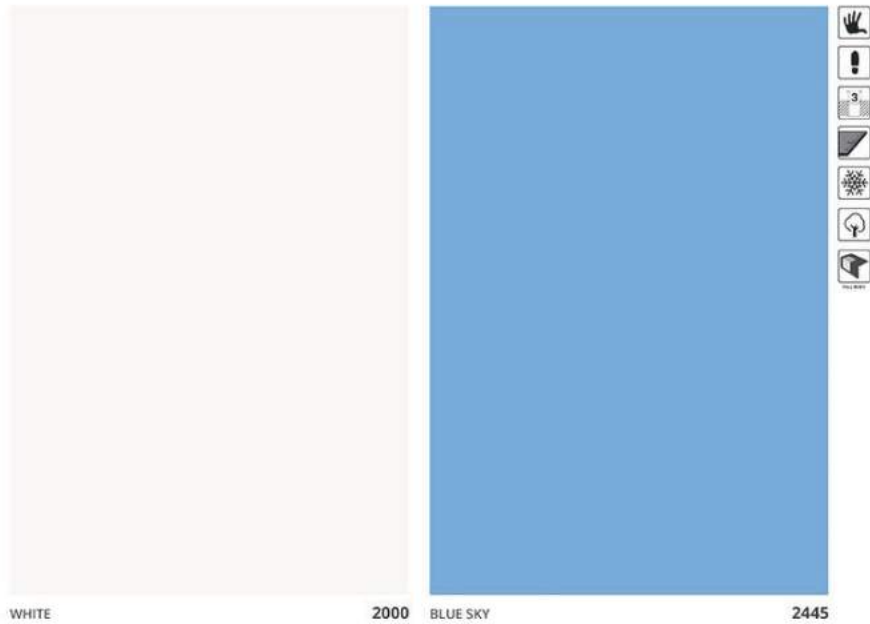
LIGHT GRAY MATT CODE 2150
800x1200 / 32"x48"



COLOR STUDIO

MATT SURFACE
800x1200 / 32"x48"

PALERMO CERAMICS | FULL BODY COLLECTION




WALL ▸

WHITE MATT CODE 2000
800x1200 / 32"x48"

CUTTING FLOOR PIECES ▾


WHITE MATT CODE 2000
BLUE SKY MATT CODE 2445




COLOR STUDIO

MATT SURFACE
800x1200 / 32"x48"

PALERMO CERAMICS | FULL BODY COLLECTION



PURE BLACK 2160 ANTHRACITE 2020



GRAY 2015 LIGHT GRAY 2150

STAIRS ↵

PURE BLACK MATT CODE 2160
800x1200 / 32"x48"

FLOOR ▶

SHERWOOD GRAY MATT CODE 1015
200x1200 / 8"x48"



COLOR STUDIO

MATT SURFACE
800x1200 / 32"x48"



ORANGE


2040



FLOOR 

ORANGE MATT CODE 2040
800x1200 / 32"x48"


PALERMO CERAMICS | FULL BODY COLLECTION



COLOR STUDIO

MATT SURFACE
800x1200 / 32"x48"

PALERMO CERAMICS | FULL BODY COLLECTION



DARK BEIGE

2465

ANTHRACITE

2020



WALL **W**

DARK BEIGE MATT CODE 2465
800x1200 / 32"x48"

COUNTER WALL **W**

ANTHRACITE MATT CODE 2020
800x1200 / 32"x48"



CONCEPT BETON

MATT SURFACE CODE 2120
800x1200 / 32"x48"



GRAY

2120

FLOOR ▬


CONCEPT GRAY MATT CODE 2120
800x1200 / 32"x48"

STAIR CONCEPT GRAY MATT CODE 2120
350x1200 / 14"x48"

WALL ▸

ORANGE MATT CODE 2040
800x1200 / 32"x48"

PALERMO CERAMICS | CONCEPT BETON COLLECTION
TIMELESS SIMPLICITY



CONCEPT BETON

MATT SURFACE CODE 2115
800x1200 / 32"x48"



LIGHT GRAY


2115



WALL ▶

CONCEPT BETON MATT CODE 2115
800x1200 / 32"x48"

PALERMO CERAMICS | CONCEPT BETON COLLECTION
TIMELESS SIMPLICITY



CONCEPT ANTHRACITE

MATT SURFACE CODE 2125
800x1200 / 32"x48"

PALERMO CERAMICS | CONCEPT BETON COLLECTION
TIMELESS SIMPLICITY



ANTHRACITE

2125



WALL »|

CONCEPT BETON MATT CODE 2125
800x1200 / 32"x48"

EMERALD

POLISHED SURFACE CODE 2420
800x1200 / 32"x48"

PALERMO CERAMICS | EMERALD COLLECTION
ADD ROYALTY AND FORESIGHT TO YOUR LIFE



EMERALD

2420



FLOOR 

EMERALD POLISHED CODE 2420
800x1200 / 32"x48"



EVOKE
MATT SURFACE RUSTIC
200x1200 / 8"x48"

PALERMO CERAMICS | EVOKE COLLECTION
SOOTHING TOUCH OF WOOD UNDER YOUR FEET



EVOKE
 MATT SURFACE RUSTIC
 200x1200 / 8"x48"



FLOOR
 EVOKE SPECIAL WALNUT
 RUSTIC MATT CODE 1019
 200x1200 / 8"x48"





GOLDEN MARBLE

POLISHED SURFACE CODE 2280
800x1200 / 32"x48"

PALERMO CERAMICS | GOLDEN MARBLE COLLECTION
THE GLOSSINESS OF GRAY AND GOLDEN VEINS ON EXCLUSIVE WHITE BACKGROUND



WALL & FLOOR ≡ |

GOLDEN MARBLE POLISHED CODE 2280
800x1200 / 32"x48"

SHELVES ≡ |

MIDNIGHT POLISHED CODE 5085
800x1600 / 32"x64"

CUTTING PIECES ≡ |

OCEAN BLUE POLISHED CODE 2060
800x1200 / 32"x48"

GOLDEN MARBLE

POLISHED SURFACE CODE 2280
800x1200 / 32"x48"



GOLDEN MARBLE

2280



Other sizes of tiles available in the collection:
400x400 (15"x15")

FLOOR

GOLDEN MARBLE POLISHED CODE 2280
800x1200 / 32"x48"

WALL

MARON POLISHED CODE 2300
800x1200 / 32"x48"

PALERMO CERAMICS | GOLDEN MARBLE COLLECTION
THE GLOSSINESS OF GRAY AND GOLDEN VEINS ON EXCLUSIVE WHITE BACKGROUND






GRAVITY

MAAT RUSTIC SURFACE CODE 2250
600x600 / 24"x24"

PALERMO CERAMICS | GRAVITY COLLECTION
TRUST THE FORCE OF ATTRACTION



GRAY

2250



FLOOR 

GRAVITY RUSTIC CODE 2250
600x600 / 32"x48"



INFINITY

POLISHED SURFACE CODE 2425
800x1200 / 32"x48"

PALERMO CERAMICS | INFINITY COLLECTION
BRING LUXURY TO ANY SPACE



WALL >

INFINITY POLISHED CODE 2425
800x1200 / 32"x48"

WALL & FLOOR > ≡


METALICO CORTEN MATT CODE 2490
800x1200 / 32"x48"

WASH BASIN

METALICO CORTEN MATT CODE 2490
PURE BLACK MATT CODE 2160

LEGEND

POLISHED SURFACE CODE 5335-5340
800x1600 / 32"x64"



B A

WALL ▸

BOOKMATCH LEGEND POLISHED
CODE 5335-5340
800x1600 / 32"x64"

FLOOR ▾

CALACATTA WHITE POLISHED
CODE 2010

Other sizes of tiles available in the collection:
1200x2400 (48"x95")

PALERMO CERAMICS | LEGEND COLLECTION
ENJOY THE FLOW AND REFLECTION OF ELEGANT MARBLE







MAGMA

MATT SURFACE CODE 5255-5260
800x1200 / 32"x48"

PALERMO CERAMICS | MAGMA COLLECTION
BRING STRENGTH AND DURABILITY TO YOUR BUILDING



GRAY



5255 ANTHRACITE



5260

Other sizes of tiles available in the collection:
1200x1200 (48"x48") | 1200x2400 (48"x102")

FLOOR ≡

MAGMA ANTHRACITE RUSTIC CODE 5260
800x1200 / 32"x48"

WALL >|

MAGMA GRAY RUSTIC CODE 5255
800x1200 / 32"x48"



MARON

POLISHED SURFACE CODE 2300
800x1200 / 32"x48"

PALERMO CERAMICS | MARON COLLECTION
EVOKE FEELINGS OF WARMTH, SECURITY, AND EARTHINESS



5

MARON

2300

FLOOR

MARON POLISHED CODE 2300
800x1200 / 32"x48"

WALL

TITANIUM POLISHED CODE 2285-2290
800x1200 / 32"x48"






MARS

SEMILUX SURFACE CODE 2535
1000x1000 / 40"x40"

PALERMO CERAMICS | MARS COLLECTION
REPRESENTATION OF DESIRE, ENERGY AND IMMORTALITY



DARK GRAY

2535




Other sizes of tiles available in the collection:
600x600 (24"x24")

FLOOR

MARS SEMILUX CODE 2535
1000x1000 / 40"x40"

MARS

SEMILUX SURFACE CODE 2545
1000x1000 / 40"x40"



CREAM

2545



FLOOR

MARS SEMILUX CODE 2545
1000x1000 / 40"x40"

WALL

MARS SEMILUX CODE 2545
1000x1000 / 40"x40"

Other sizes of tiles available in the collection:
600x600 (24"x24")



MARS

RUSTIC SURFACE CODE 2540
600x600 / 24"x24"



BEIGE

2540



FLOOR

MARS BEIGE RUSTIC CODE 2540
600x600 / 24"x24"



MARS

RUSTIC SURFACE CODE 2530
600x600 / 24"x24"




SILVER

2530



DARK GRAY

2535



FLOOR

MARS SILVER RUSTIC CODE 2530
600x600 / 24"x24"

Other sizes of tiles available in the collection:
1000x1000 (40"x40")

MARVEL

POLISHED SURFACE CODE 5345
1000x1000 / 40"x40"

PALERMO CERAMICS | MARVEL COLLECTION
THE ULTIMATE EXPRESSION OF MARBLE EFFECT FOR HAVING
HARMONIOUS ENVIRONMENT.



MARVEL

5345



Other sizes of tiles available in the collection:


1000x1000 (40"x40") | 800x1600 (32"x64") | 1200x2400 (48"x96")
1200x2400 (47"x102") | 1500x3000 (59"x118")

FLOOR

MARVEL POLISHED CODE 5345
1000x1000 / 40"x40"

FIRE PLACE

THUNDER POLISHED CODE 5080
800x1600 / 32"x64"





METAL STONE

SEMILUX SURFACE CODE 2505
800x1200 / 32"x48"

PALERMO CERAMICS | METAL STONE COLLECTION
THE SIMPLEST THINGS ARE OFTEN THE TRUEST



15

IVORY

2505



FLOOR

METAL STONE IVORY CODE 2505
800x1200 / 32"x48"

METAL STONE

SEMILUX MATT SURFACE CODE 2510
800x1200 / 32"x48"



15

GRAY

2510



Other sizes of tiles available in the collection:
400x400 (15"x15")

FLOOR

METAL STONE GRAY CODE 2510
800x1200 / 32"x48"

METAL STONE

SEMILUX SURFACE CODE 2505
800x1200 / 32"x48"

PALERMO CERAMICS | METAL STONE COLLECTION



15

ANTHRACITE

2515



FLOOR

METAL STONE ANTHRACITE CODE 2515
800x1200 / 32"x48"

WALL

CALACATTA VELVET POLISHED CODE 5035
800x1600 / 32"x64"

FLOOR

METAL STONE IVORY CODE 2505
800x1200 / 32"x48"

Other sizes of tiles available in the collection:
400x400 (15"x15")

METALICO

MATT SURFACE
800x1200 / 32"x48"

PALERMO CERAMICS | METALICO COLLECTION
FIND THE NATURAL FULFILLMENT IN MODERNITY OF METAL
EFFECT PORCELAIN



FLOOR ▾

METALICO IRON MATT CODE 2495
800x1200 / 32"x48"

FIREPLACE WALL ▸

METALICO SILVER MATT CODE 2485
800x1200 / 32"x48"

METALICO

MATT SURFACE
800x1200 / 32"x48"

PALERMO CERAMICS | METALICO COLLECTION



IRON



2495 SILVER

2485



FLOOR

METALICO IRON MATT CODE 2495
800x1200 / 32"x48"

WALL

METALICO SILVER MATT CODE 2485
800x1200 / 32"x48"



METALICO

MATT SURFACE
800x1200 / 32"x48"



ZINC



2480 CORTEN



2490

FLOOR

METALICO CORTEN MATT CODE 2490
800x1200 / 32"x48"

SHOWER CLADDING

METALICO CORTEN MATT CODE 2490
800x1200 / 32"x48"

WALL

INFINITI POLISHED CODE 2425
800x1200 / 32"x48"





METALUX

SEMILUX SURFACE
800x1600 / 32"x64"

PALERMO CERAMICS | METALUX COLLECTION
PERFECTION IS ACHIEVED NOT WHEN THERE IS NOTHING MORE TO
ADD, BUT WHEN THERE IS NOTHING LEFT TO TAKE AWAY



WALL ▶

METALUX CUTTING PIECES

COUNTER ▶

METALUX CUTTING PIECES

FLOOR ≡

METALUX SMOXY
SEMILUX SURFACE CODE 5290
1000x1000 / 40"x40"

METALUX

SEMILUX SURFACE
800x1600 / 32"x64"

PALERMO CERAMICS | METALUX COLLECTION



FLOOR ≡

METALUX MINT SEMILUX CODE S275
1000x1000 / 40"x40"

WALL ∩

METALUX SMOKY SEMILUX CODE S290
800x1600 / 32"x64"

WALL ∩

METALUX MINT SEMILUX CODE S275
800x1600 / 32"x64"

COUNTER WALL

METALUX GRAPHITE SEMILUX CODE S285

METALUX

SEMILUX SURFACE CODE 5285
1000x1000 / 40"x40"



GRAPHITE

5285



SMOKY

5290



12



MINT

5275



Other sizes of tiles available in the collection:
1200x1200 (48"x48") | 800x1600 (32"x64") | 1200x2600 (48"x102")

FLOOR

METALUX GRAPHITE
SEMILUX SURFACE CODE 5285
1000x1000 / 40"x40"



MIDNIGHT

MATT SURFACE CODE 5085
800x1600 / 32"x64"

PALERMO CERAMICS | MIDNIGHT COLLECTION

TO SEE IN COLOR IS A DELIGHT FOR THE EYE. BUT TO SEE IN BLACK AND WHITE IS A DELIGHT FOR THE SOUL.



16

WALL >

MIDNIGHT MATT CODE 5085
800x1600 / 32"x64"

WALL >

CHESTER MATT CODE 2450
800x1200 / 32"x48"

FLOOR >

VENICE POLISHED CODE 5025
800x1600 / 32"x64"



Other sizes of tiles available in the collection:

1500x1500 (59"x59") | 1200x1200 (48"x48") | 1200x2400 (48"x96") | 1200x2400 (48"x102")
1500x3000 (59"x118") | 800x1600 (32"x64")





MINERAL

MATT SURFACE CODE 2635
1000x1000 / 40"x40"



GRAY

2635



Other sizes of tiles available in the collection:
400x400 (15"x15")

FLOOR

MINERAL MATT CODE 2635
1000x1000 / 40"x40"

PALERMO CERAMICS | MINERAL COLLECTION
A SENSE OF STRENGTH AND RELIABILITY



MINERAL

MATT SURFACE CODE 2635
400x400 / 15"x15"

PALERMO CERAMICS | MINERAL COLLECTION



GRAY

2635



Other sizes of tiles available in the collection:
1000x1000 (40"x40")

FLOOR

MINERAL MATT CODE 2635
400x400 / 15"x15"



NEWSWEEK

MATT SURFACE CODE 1016
200x1200 / 8"x48"

PALERMO CERAMICS | NEWSWEEK COLLECTION
EVERYTHING YOU CAN IMAGINE IS REAL



CODE 1016

5

FLOOR

NEWSWEEK MATT
CODE 1016
200x1200 / 8"x48"



OCEAN


POLISHED SURFACE CODE 2060
800x1200 / 32"x48"

PALERMO CERAMICS | OCEAN COLLECTION
LET THE RHYTHM OF THE WATER SET YOUR SOUL FREE



BLUE

2060



FLOOR 

OCEAN POLISHED CODE 2060
800x1200 / 32"x48"

OCEAN

POLISHED SURFACE CODE 2065
800x1200 / 32"x48"

PALERMO CERAMICS | OCEAN COLLECTION



BEIGE

2065



FLOOR

OCEAN POLISHED CODE 2065
800x1200 / 32"x48"





PIETRA

MATT SURFACE CODE 2365
400x400 / 15"x15"

PALERMO CERAMICS | PIETRA COLLECTION
BRING NATURAL ORGANIC STONE EFFECT TO YOUR LIFE



ANTHRACITE

2365



Other sizes of tiles available in the collection:
600x600 (24"x24") | 800x1200 (32"x48") | 350x1200 (14"x48")

FLOOR

PIETRA ANTHRACITE MATT CODE 2365
400x400 / 15"x15"

WALL

GOLDEN MARBLE POLISHED CODE 2280
800x1200 / 32"x48"



PIETRA

MATT SURFACE CODE 2315
400x400 / 15"x15"



GOLDEN CREAM

2315



FLOOR

PIETRA GOLDEN CREAM
MATT CODE 2315
400x400 / 15"x15"

WALL

PURE BLACK MATT CODE 2160
800x1200 / 32"x48"

Other sizes of tiles available in the collection:
600x600 (24"x24") | 800x1200 (32"x48")

PIETRA

MATT SURFACE CODE 2365
800x1200 / 32"x48"

PALERMO CERAMICS | PIETRA COLLECTION



ANTHRACITE

2365



FLOOR ▾

PIETRA ANTHRACITE MATT CODE 2365
800x1200 / 32"x48"

PIETRA

POLISHED SURFACE CODE 2310
800x1200 / 32"x48"

PALERMO CERAMICS | PIETRA COLLECTION



DARK GRAY

2310



Other sizes of tiles available in the collection:
600x600 (24"x24") | 800x1200 (32"x48") | 350x1200 (14"x48")

WALL ▶

PIETRA DARK GRAY POLISHED CODE 2310
800x1200 / 32"x48"

FLOOR ⇐

CALACATTA WHITE MATT CODE 2010
1000x1000 / 40"x40"



PRIME IOVRY

POLISHED SURFACE CODE 5305
1000x1000 / 40"x40"

PALERMO CERAMICS | PRIME COLLECTION
PROVIDE A SMOOTH AND REFLECTIVE FOUNDATION FINISH
TO YOUR INTERIOR SPACE



IVORY

5305



FLOOR

PRIME IOVRY POLISHED CODE 5305
1000x1000 / 40"x40"

RENOVAR

POLISHED SURFACE CODE 2200
800x1200 / 32"x48"

PALERMO CERAMICS | RENOVAR COLLECTION
BLACK AND WHITE CREATES A STRANGE DREAMSCAPE THAT
COLOR NEVER CAN



RENOVAR

2200




Other sizes of tiles available in the collection:
800x1800 (32"x63")

WALL >

RENOVAR POLISHED CODE 2200
800x1200 / 32"x48"

FLOOR >

EVOKE BRIGHT MATT CODE 1017
200x1200 / 8"x48"





SHERWOOD

MATT SURFACE
200x1200 / 8"x48"

PALERMO CERAMICS | SHERWOOD COLLECTION
ANISOTROPIC TEXTURE YET LONG LASTING AND DURABLE



FLOOR

SHERWOOD MATT COLLECTION
200x1200 / 8"x48"

SHERWOOD

MATT SURFACE CODE 1015
200x1200 / 8'x48"



FLOOR

SHERWOOD CREAM MATT CODE 1011
600x800 / 24"x24"



SLATE

RUSTIC SURFACE CODE 2540
600x600 / 24"x24"

PALERMO CERAMICS | SLATE COLLECTION
AESTHETICALLY PLEASING STONE EFFECT SURFACE



SLATE

RUSTIC SURFACE CODE 2555
600x600 / 24"x24"



DOVE

2555



DUSK

2560

Other sizes of tiles available in the collection:
800x1200 (32"x48")

FLOOR

SLATE DOVE RUSTIC MATT
CODE 2555
600x600 / 24"x24"



SLATE

RUSTIC SURFACE CODE 2325-2335
800x1200 / 32"x48"



LIGHT GRAY



2325 ANTHRACITE

2335



WALL ▶

SLATE LIGHT GRAY MATT CODE 2325
800x1200 / 32"x48"

FLOOR ▾


SLATE ANTHRACITE CODE 2335
800x1200 / 32"x48"



THUNDER

POLISHED SURFACE CODE 5080
800x1600 / 32"x64"

PALERMO CERAMICS | THUNDER COLLECTION
IMPRESSIVE BRIGHT FLASH IN DARKNESS



16

WALL >

MARVEL POLISHED CODE 5345
800x1600 / 32"x64"

FLOOR & COUNTER WALL < >

THUNDER POLISHED CODE 5080
800x1600 / 32"x64"



Other sizes of tiles available in the collection:
1500x1500 (59"x59") | 1200x1200 (48"x48") | 1200x2400 (48"x96") | 120x240 (48"x102")
1500x3000 (59"x118") | 800x1600 (32"x64")



TITANIUM

POLISHED SURFACE CODE 2275
800x1200 / 32"x48"

PALERMO CERAMICS | TITANIUM COLLECTION
A LUXURIOUS AND OPULENT APPEAL



FLOOR

TITANIUM POLISHED CODE 2275
800x1200 / 32"x48"

TITANIUM

POLISHED SURFACE CODE 2275
800x1200 / 32"x48"


PALERMO CERAMICS | TITANIUM COLLECTION



TITANIUM

2275

5



WALL ▸

TITANIUM POLISHED CODE 2275
800x1200 / 32"x48"

COUNTER WALL ▸

INFINITY POLISHED CODE 2425
800x1200 / 32"x48"

FLOOR ▾

NEWSWEEK MATT CODE 1016
200x1200 / 8"x48"



VENICE

POLISHED SURFACE CODE 5025
800x1600 / 32"x64"

PALERMO CERAMICS | VENICE COLLECTION
SIMPLE YET URBAN DESIGN BASED




WALL 

VENICE POLISHED CODE 5025
800x1600 / 32"x64"

FLOOR 

MIDNIGHT MATT CODE 5085
800x1600 / 32"x64"

 Other sizes of tiles available in the collection:
1000x1000 (40"x40") | 800x1600 (32"x64") | 1200x2400 (24"x68")
1200x2600 (48"x102") | 1500x3000 (59"x118")

VOLAKAS

POLISHED SURFACE CODE 2245
800x1200 / 32"x64"



Other sizes of tiles available in the collection:
800x800 (32"x32") | 400x400 (16"x16")

PALERMO CERAMICS | VOLAKAS COLLECTION
LUXURIOUS MARBLE HAVING DOMINANT WHITE COLOR
COMBINED WITH PROMINENT GRAY CLOUD PATTERNS



WALL

VOLAKAS POLISHED CODE 2245
800x1200 / 32"x48"

FLOOR

VOLAKAS MATT CODE 2245
400x400 / 15"x15"

VOLCANO

POLISHED SURFACE CODE 5380
800x1600 / 32"x64"



Other sizes of tiles available in the collection:
1000x1000 (40"x40") | 800x1600 (32"x64") | 1200x2400 (24"x24")
1200x2600 (48"x102") | 1500x3000 (59"x118")

WALL |

VOLCANO POLISHED CODE 5380
800x1600 / 32"x64"

FLOOR ≡

MIX DECOR POLISHED
800x1600 / 32"x64"

PALERMO CERAMICS | VOLCANO COLLECTION
BRING WARMTH TO YOUR PLACE BY THE HEAT OF LAVA
ON DEEP BLACK SURFACE.



TECHNICAL INFORMATION

PORCELAIN TILE QUALITY

Producing porcelain tiles is the most recent technology in manufacturing ceramic tiles products. The quality of this product is remarkably different from ordinary ceramic tiles. So, the demand for this kind of ceramic is higher. Porcelain tiles can be used inside, outside, and on the facades. Due to the high resistance of this kind of tile to the moisture and ultraviolet light and heat, the customers are confident enough to use them on any surface.

Due to the low water absorption, porcelain tiles have lower staining, so they can be easily cleaned. Another quality factor of porcelain tiles is that they are produced in a way that cannot be inflated in case of fire and it can limit the expansion of the fire on the surface. The other advantage of using the porcelain tiles in the building is the long lifespan, in case of accurate consumption pattern, these tiles can be easily used for more than 2 decades. Due to the all reasons which were mentioned above, purchasing porcelain products is more economical and reasonable for the customers.

PORCELAIN TILES VS CERAMIC TILES

There is a significant difference between porcelain tiles vs ceramic tiles. Porcelain products are the most novel technology in manufacturing tile and ceramic products. Their water absorption rate is less than %0.5 so they can be considered the most compressed product to cover the walls and floors. The low percentage of water absorption of these groups of tiles is because of their high vitrified surface. The porosity of porcelain tiles is less than that of normal ceramic tiles and therefore the quality is higher. Regarding the process of production of these tiles and the high-quality raw material which is used in manufacturing them, the price is also higher than the ordinary ceramic tiles.

Porcelain tiles are used in the region which is more probable of climate fluctuations or the humid regions. Due to the low rate of water absorption, they are also used in coating the floor and walls of the bathrooms and swimming pools. Concerning the low price of the non-porcelain tiles, customers usually purchase them to use in the dry regions and inside of the building. The design of both, porcelain tiles and ceramic tiles are acceptable but the porcelains concerning their production process and the raw material have more pleasant patterns.

THE PRODUCTION PROCESS OF PORCELAIN TILES

The body of ceramics is made from a combination of raw materials such as clays with different physical and chemical characteristics so that their final composition can provide the characteristics required in the product such as dried strength, fired strength, water absorption and color of body. These raw materials include types of kaolinites, Feldspars, bentonite and etc.

After selecting the suitable raw materials, in the first step, they are crushed and then ground inside the ball mills with water so that the raw materials are completely combined with each other and are also sufficiently ground. In the next step, the resulting slip is dried in a spray dryer to obtain spherical granules (production of granules with a moisture content of 5-6%).

The granule obtained in the spray dryer is pressed and the green body is formed. The term "green body" refers to unglazed and unfired ceramic tiles. Currently, the presses in the factory are capable of producing products up to 150 x 300 cm, and in the future development plan, this amount will increase up to 200 x 400 cm.

After pressing the green body and drying it inside the dryer, it is transferred to the glazing line and the steps related to glazing and decorating are performed on it (Decoration is added using a digital printer). This body does not have strength and needs to be fired at a high temperature to become a porcelain product, so the firing process will be done in the kiln at a temperature of 1180-1200 °C during at least 70 minutes.

After finishing the firing process, our products, which now have a water absorption of less than 0.5%, must reach the exact working dimensions. For this purpose, the produced porcelain will reach the exact dimensions in the chamfering machine (with a dimensional tolerance of less than 1 mm) in the packing section of the factory.

If the product is a polished product, before the ceramics enter the chamfering machine, the polishing operation is done with the polishing machine in order to polish the product until it reaches lux above 90.

The produced porcelains are graded based on qualitative and quantitative parameters in accordance with the ISO 2014 :13006 standard and then sent to the warehouse unit for delivery to the customer.

CLEANING

Porcelain tiles are manufactured from extremely pure clays and minerals that are fired at very high temperatures. They are harder, stronger and more durable than natural stones and have superior chip resistance and an extremely low level of water absorption. A comprehensive cleaning routine will help to keep your tiles in tip-top condition and ensure their continued beauty for years to come.

Post-laying cleaning is critical after on-site works. Inadequate or delayed removal of the grouting used on the joints can leave marks that are difficult to remove and creates a cement film that can absorb all types of dirt, giving the impression that the tile surface has become dirty.

To remove cement-based grouts, wash the floor with specialist cleaning detergent which is aimed at removing excess grout residue, post-application deposits and building grime. Always follow the manufacturer's instructions. For stubborn stains or advice on specific detergents contact our After Sales department.

General cleaning of porcelain tiles is a relatively simple process. Regular cleaning (once or twice weekly) is the best way of preventing a build-up of dirt and unsightly stains. This can be accomplished with a simple sweep and vacuum to remove debris, followed by mopping sparingly with warm water for Products with resistance to staining class of 5 (According to Iso 13006:2014). Dry with a microfiber cloth and if your surface is polished, buff to restore the brilliant finish. And also, for special products and special effects with resistance to staining class of 4 (According to Iso 13006:2014), you should clean using weak detergents) ISO 2015 :14-10545).

In addition, for cleaning anti-slippery products with resistance to staining class of 3 (According to Iso 13006:2014), you can use stronger Acidic and alkaline detergents (ISO 14:2015-10545). To order these special acid detergents feel free to contact our sales representatives.

Before using any new cleaning product or method, make sure to test it on a small, inconspicuous area of tiling first. Avoid using excessively acidic or alkalis products, and do not use abrasive sponges. We do not recommend the use of polishing machines or waxes.

Although porcelain tiles are stain-resistant, care must be taken to immediately clean any stain, especially on polished bench tops.

For bathroom sediments and hard water stains, you can use Acidic and alkaline detergents with a maximum concentration of 18% to clean our products observing safety considerations. However, gloves, goggles, and masks should be used with caution to provide sufficient ventilation and protection.

20 MM TILES

With their practical, non-slip surface and incredible strength, 20 mm porcelain slabs have become the ideal laying solution for heavy traffic commercial areas and external applications.

100% frost-resistant and suitable for sub-zero temperatures means that these tiles can be used for driveways and walkways, as well as for swimming pools surrounds and hard landscaping. They are also entirely resistant to stains, mold and moss, meaning their finish will remain as beautiful as the day it was laid.

20 mm porcelain tiles also provide tremendous versatility, as they can be laid on virtually any outdoor surface and be fitted with a variety of different methods to suit the application.

Adhesive free installation techniques allow for dismantling, maintenance and repositioning of porcelain slabs.

LAYING ON GRASS

Position the slabs on top of the grass area according to your desired installation layout.

Mark around the perimeter edge of each slab using a flat spade or lawn edging cutter. Carefully lay the slab to one side. Across the entire area you have marked, remove the top surface of the lawn and soil down to a depth of 70 - 100 mm.

To ensure perfect stability, fill the excavated hole with fine gravel (3 - 6 mm grain sized) to a depth of 50 - 80 mm and compact down to ensure a level surface. Carefully lower the slab into position and gently tap the slab with a rubber mallet to level.

Ensure the surface of the slab is approximately 5 - 8 mm beneath the surface of the surrounding soil in order not to damage the lawnmower when cutting the grass. You may be left with a slight gap around the tile which you can fill with some of the previously excavated soil. Slabs installed in this way can be walked on immediately.

Take care to ensure that the porcelain slabs do not protrude above the level of the soil in order not to damage the lawnmower when cutting the grass.

DRY PORCELAIN TILES FAÇADE

Recently, in the twentieth century, the implementation of ceramic facades has grown in the advanced architecture cycle around the world. Examples include a building in Barcelona, built by Antonio Gaudi and a large number of glazed ceramic facades in many cities of the United States. These buildings still prove in our day how can one century of ceramic facades resist numerous thermal changes, atmospheric attacks, storms, and acid rain and smoke.

Dry porcelain tiles façade is one of the most up-to-date building facades in the world that implemented by dry installation method. The porcelain dry ceramic facade can be used for various commercial, office, residential, as well as interior parts of buildings, terminals and metro stations, etc.

In this way, the caved dry ceramic porcelain with a specially designed grooved section is placed on horizontal aluminum rails, and horizontal rails are attached to the iron or aluminum substructures. The thickness of the caved ceramics in this system is less, and thus the weight of the finished facade will be lighter.

WHY THE DRY FACADE AROSE?

For the first time in the 1970s, architects in the United States decided to install stone on massive skyscrapers by dry method. The reason of this system design was due to the resistance of the building's facade to severe wind force at high altitudes, and this modern and innovative method was endorsed by world standards and considered by many architects around the world. In Iran, in the seventies, this method was used for the first time and also in recent years, architects and builders of the country's construction industry have been aware of this system benefits and have used it in their buildings.

Previously, the façade's material was fixed with the mortar or adhesive to the main building structure. In this method, it was not possible to use insulation for the builder and also at high altitudes, the wind load entering the structure reduced the material strength and ultimately causing the crash to endanger irreparable risks. In dry facade system, the facade material is applied by aluminum cushioning and without adhesive force on the main structure, which prolongs facades life and if properly installed and engineered, will assure you that in hard conditions it will not collapse at all.

This installation method makes building's facade double skin. An empty enclosure can be applied to an insulation structure to protect the building from atmospheric conditions, noise pollution and other disturbances faced by residents, as well as an air chamber between the wall of the structure and the façade that prevent the building from entrance of the outside air and vice versa. The shape of the air flow inside this compartment will also be determined according to the different climatic conditions, depending on the area's needs.

For example, for warm and wet conditions, this vacant space is designed in such a way that the air inside it is ventilated, but it is designed for cold, warm and dry conditions in such a way that the air is contained in the empty space, which makes insulation coefficient of the building increases the air relative to the outside.

One of the remarkable advantages of a dry facade is that the panels and materials used can be collected and reused. It also significantly reduces the volume of construction waste. This type of building facade helps to optimize energy consumption and, because of the freedom to use different pavements, the building is resistant to water, sound and air entering. The dry facade can be resistant against stresses from wind, storms, earthquakes, and fire.



HANDLING LARGE FORMAT SLABS

Large format porcelain slabs are extremely heavy and may have sharp edges. It is therefore necessary to wear protective gloves at all times. For safe handling of large format slabs, we highly recommend the use of a specialist tile handling frame with suction cups.

These frames help to maintain the integrity of the tile and ensure that operators' safety is not compromised.

Carefully wipe the surface of the tile to remove any dust or moisture, position the suction cups on the face of the tile and make sure that they adhere to the surface properly. For larger formats the full frame with four suction cups is suitable, use two double suction cups with smaller formats.

To remove the handling frame from the tile surface, first ensure the tile is stable, then support the weight of the handling frame and press all the suction release valves in turn.

TECHNICAL CHARACTERISTICS - PORCELAIN TILES (BLA - GLAZED)

Test Description	Standard Test Method	Standard Requirements	PALERMO Tiles Specifications
Surface Quality	EN ISO 10545-2	a minimum of 95% of the tiles are to be free from visible defects	a minimum of 95% of the tiles are to be free from visible defects
Length & Width	EN ISO 10545-2	±0.6%	±0.3%
Thickness	EN ISO 10545-2	±5%	±3%
Straightness of sides	EN ISO 10545-2	±0.5%	±0.3%
Rectangularity	EN ISO 10545-2	±0.5%	±0.2%
Surface Flatness : Center Curvature	EN ISO 10545-2	±0.5%	±0.3%
Surface Flatness : Edge Curvature	EN ISO 10545-2	±0.5%	±0.3%
Surface Flatness : Warpage	EN ISO 10545-2	±0.5%	±0.3%
Water Absorption	EN ISO 10545-3	±0.5%	WA ≤ 0.4%
Breaking Strength	EN ISO 10545-4	≤1300N	≤2400 N
Modulus of Rupture	EN ISO 10545-4	≥35 N/mm ²	≥38 N/mm ²
Resistance to surface abrasion	EN ISO 10545-7	Manufacturer to state classification	GLOSSY: 1-2 MATT:3-4
Linear Thermal Expansion	EN ISO 10545-8	Test method available	Test method available
Resistance to Thermal Shock	EN ISO 10545-9	Test method available	Test method available
Cracking Resistance	EN ISO 10545-11	Required	Required
Frost Resistance	EN ISO 10545-12	Required	Required
Resistance to Household Chemicals & Swimming Pool Salts	EN ISO 10545-13	Minimum GB	GA
Resistance to Low Concentrations Acids & Alkalis	EN ISO 10545-13	Manufacturer to state classification	GA
Resistance to High Concentrations Acids & Alkalis	EN ISO 10545-13	-	GA
Resistance to stains	EN ISO 10545-14	Minimum Class 3	Minimum Class 4

